

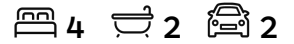
\$775,400






LOT 5014

Land Size: 398m2
Frontage: 12.5m
Depth: 31.88m

ELWOOD 30



ELWOOD 30

 4  2  2

INCLUSION LIST:

- 20MM STONE BENCHTOPS TO KITCHEN
- TILED SPLASHBACK TO KITCHEN
- LED DOWNLIGHTS TO LIVING AREA
- SOFT CLOSE DRAWNS THROUGHOUT
- IN CUPBOARD TWIN RUBBISH BIN
- FISHER & PAYKEL APPLIANCES INCLUDING DISHWASHER
- REMOTE CONTROL TO GARAGE DOOR & DRIVEWAY
- FLYSCREENS & WINDOW LOCKS TO ALL OPENABLE WINDOWS
- INDEPENDENT QUALITY INSPECTIONS THROUGHOUT THE BUILD PROCESS
- MINIMUM SIX STAR ENERGY EFFICIENCY



The peak of modern living.
ALIRABERWICK.COM.AU

WHILE BEST ENDEAVOURS HAVE BEEN USED TO PROVIDE INFORMATION IN THIS PUBLICATION THAT IS TRUE AND ACCURATE, ALIRA, ITS CONSULTANTS, AGENTS AND RELATED ENTITIES ACCEPT NO RESPONSIBILITY AND DISCLAIM ALL LIABILITY IN RESPECT TO ANY ERRORS OR INACCURACIES IT MAY CONTAIN. PROSPECTIVE PURCHASERS SHOULD MAKE THEIR OWN ENQUIRIES TO VERIFY THE INFORMATION CONTAINED HEREIN.